
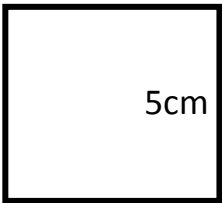



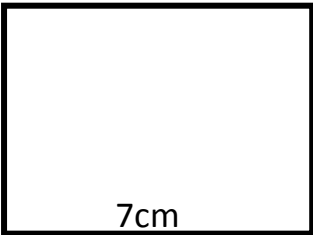


Name:.....

Areas of Rectangles

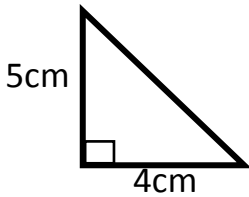
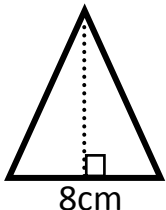
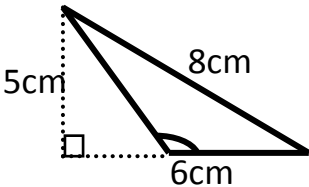
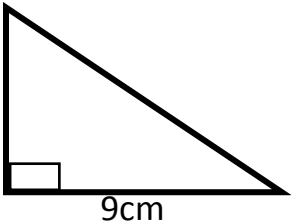
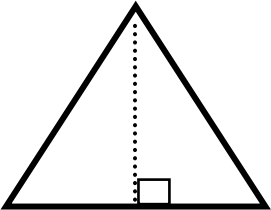
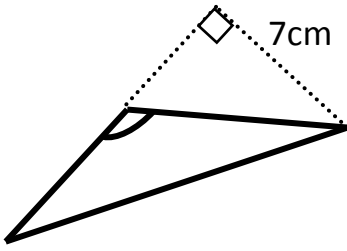
Fill in the missing details in the table. Note that diagrams are not drawn to scale.

Rectangle	Length	Width	Area
 4cm		4cm	$8\text{cm}^2$
 5cm			$25\text{cm}^2$
6cm 			$12\text{cm}^2$
 9cm			$63\text{cm}^2$
 4cm	8cm		
 7cm			$35\text{cm}^2$

Name:.....

Areas of Triangles

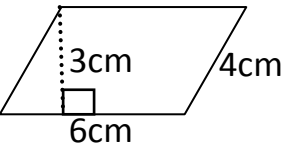
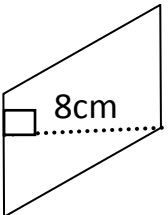
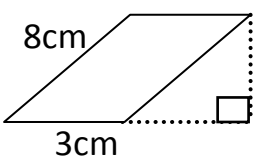
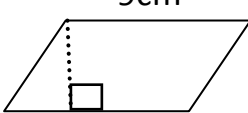
Fill in the missing details in the table. Note that diagrams are not drawn to scale.

Triangle	Base	Height	Area
		5cm	
			16cm <sup>2</sup>
	6cm		
			27cm <sup>2</sup>
			15cm <sup>2</sup>
	7cm		35cm <sup>2</sup>

Name:.....

Areas of Parallelograms

Fill in the missing details in the table. Note that diagrams are not drawn to scale.

Parallelogram	Base	Height	Area
	6cm		
			96cm <sup>2</sup>
	3cm		9cm <sup>2</sup>
		7cm	